

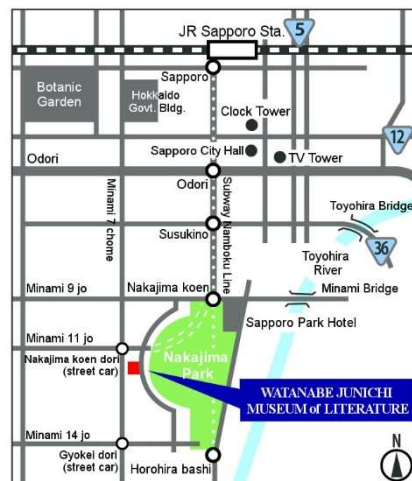
Junichi Watanabe Short Chronology

- 1933 Born in Sunagawa, Sorachi, Hokkaido (present Kami-Sunagawa Town)
- 1954 Enrolls in Medical Department, Sapporo Medical University.
- 1957 Joins fanzine *Tousho* (renamed *Kurima* from sixth issue)
- 1963 Graduates with doctorate
- 1965 *Embalmer's Art (Shigesho)* receives 12th Shincho Fanzine Award
- 1966 Becomes orthopedics lecturer at Sapporo Medical University
- 1969 Moves to Tokyo to become full-time writer
- 1970 *Light and Shadow (Hikari to Kage)* receives 63rd Naoki Award
- 1980 *The Setting Sun in the Distance (Toki Rakujitu)* and *The Russian Brothel of Nagasaki (Nagasaki Russia Yujokan)* receive 14th Yoshikawa Eiji Literary Award
- 1983 Publishes *Flakes of Snow (Hitohira no Yuki)*, celebrated as pioneering work for new passion literature
- 1986 Publishes *Reincarnation (Keshin)*, celebrated as new aesthetic literature comparable to works by Junichiro Tanizaki
Receives Bungeishunju Readers Award for *Shijima no Koe (Nogi Maresuke Fujin no Shogai)*
- 1990 Publishes *Utakata*, from which "utakata-zoku" is coined
- 1997 Publishes *Shiturakuen*, which becomes 3,000,000-copy best seller
Production of TV program and movie based on Shiturakuen
Receives Buzzword of the Year Award
- 1998 Watanabe Junichi Museum opens
- 2003 Receives Purple Ribbon Medal and 51st Kikuchi Kan Award
- 2006 Publishes *Ai no Ryukeichi*
- 2007 Publishes *Donkan-ryoku*, which becomes 1,000,000-copy best seller
Donkan-ryoku makes list of top ten buzzwords
- 2008 Publishes *Jukunen Kakumei*
- 2009 Publishes *Yokujo no Saho*, which sells over 230,000 copies in first week
- 2010 Publishes *Koshu*
- 2011 Publishes *Tenjo Guren*
- 2013 Publishes *Ai Futatabi*
- 2014 Dies April 30, age 80

Authored 141 books, sold 86,000,000 copies (as of 2014)

Museum Information

- Hours 9:30am to 6:00pm
November to March, from 9:30am to 5:30pm
(Last entry 30 minutes before closing)
- Closed Mondays
(or following day when Monday is a national holiday)
- Fees Adult ¥300/person*
Elementary and Junior High ¥50 /person
Groups of more than 20 ¥200/person
*Disabled and one accompanying person ¥200/person
(must present disability passbook)
- Concert Hall
The basement hall, equipped with a grand piano and sound and lighting equipment, is available for lectures, concerts, and performances.
- Access
From Shin-Chitose Airport: one hour by car
From JR Sapporo Station: 15 minutes by car
From Nakajima-Koen Subway Station, Exit 3, Nanboku Line 8-minute walk
(take platform escalator facing direction of Makomanai)
From Nakajima-Koen Dori Streetcar Stop: 3-minute walk
Museum is on Kamokamo-Gawa Dori, west of Kitara Concert Hall



渡辺淳一文学館

WATANABE JUNICHI MUSEUM of LITERATURE

South 12 West 6 - 414, Chuo-ku, Sapporo 064-0912,
TEL. 011-551-1282 / FAX. 011-551-1286
<http://www.ac.auone-net.jp/~bungaku>



渡辺淳一文学館

WATANABE JUNICHI MUSEUM of LITERATURE






The Junichi Watanabe Museum of Literature opened in June, 1998, in Watanabe's hometown of Sapporo.

The beautiful nature of the adjacent Nakajima Park complements the novel and unconventional, yet stately and elegant design of the museum created by architect Tadao Ando. On the second floor are exhibition rooms, and on the first floor is a library that houses the complete collection of Watanabe Junichi's works, in addition to a spacious and relaxing tea area. The basement level is a concert hall that seats 82 people.


Everything from the selection to the organization within the permanent display room reflects the concepts of Watanabe himself, and the themes in the special display room help explain the deeper concepts of the author's world. These spirited, three-dimensional displays of the exhibition rooms are unlike any other literary museum.

The Junichi Watanabe Museum of Literature is a new type of literary museum which has existed alongside Watanabe and experiences his works firsthand.



Concert Hall (B1)

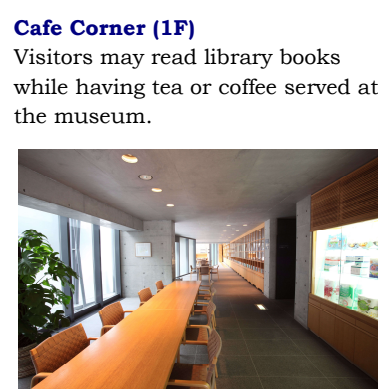
The hall, which includes a piano, is built to enhance acoustic qualities and is available for concerts and other performances.



Library (1F)

The complete works of Junichi Watanabe are displayed in chronological order, as well as books, art, scholarly works, and hobby books by Tadao Ando.

Visitors can hear the voice of Watanabe himself by renting our "Exhibit Audio Guide" (extra charge).



Cafe Corner (1F)

Visitors may read library books while having tea or coffee served at the museum.



Exhibition Room (2F)

Watanabe's life and literary world are introduced through a variety of displays spanning many years. A panel displays photos from his childhood to adulthood, and there are treasured items with interesting episodes in addition to autograph manuscripts.



Special Exhibition Room (2F)

Exhibits are introduced in depth through various individual themes such as seasons, age, and text.

B1 Concert Hall, Restroom

1F Reception, Café Corner, Library

2F Exhibition Room, Special Exhibition Room

Architecture /
Tadao Ando Building Research

The building, designed by Japan's leading architect Tadao Ando, represents a swan standing on one leg in the snow.

